

Using Information at Hand to Increase Student Retention

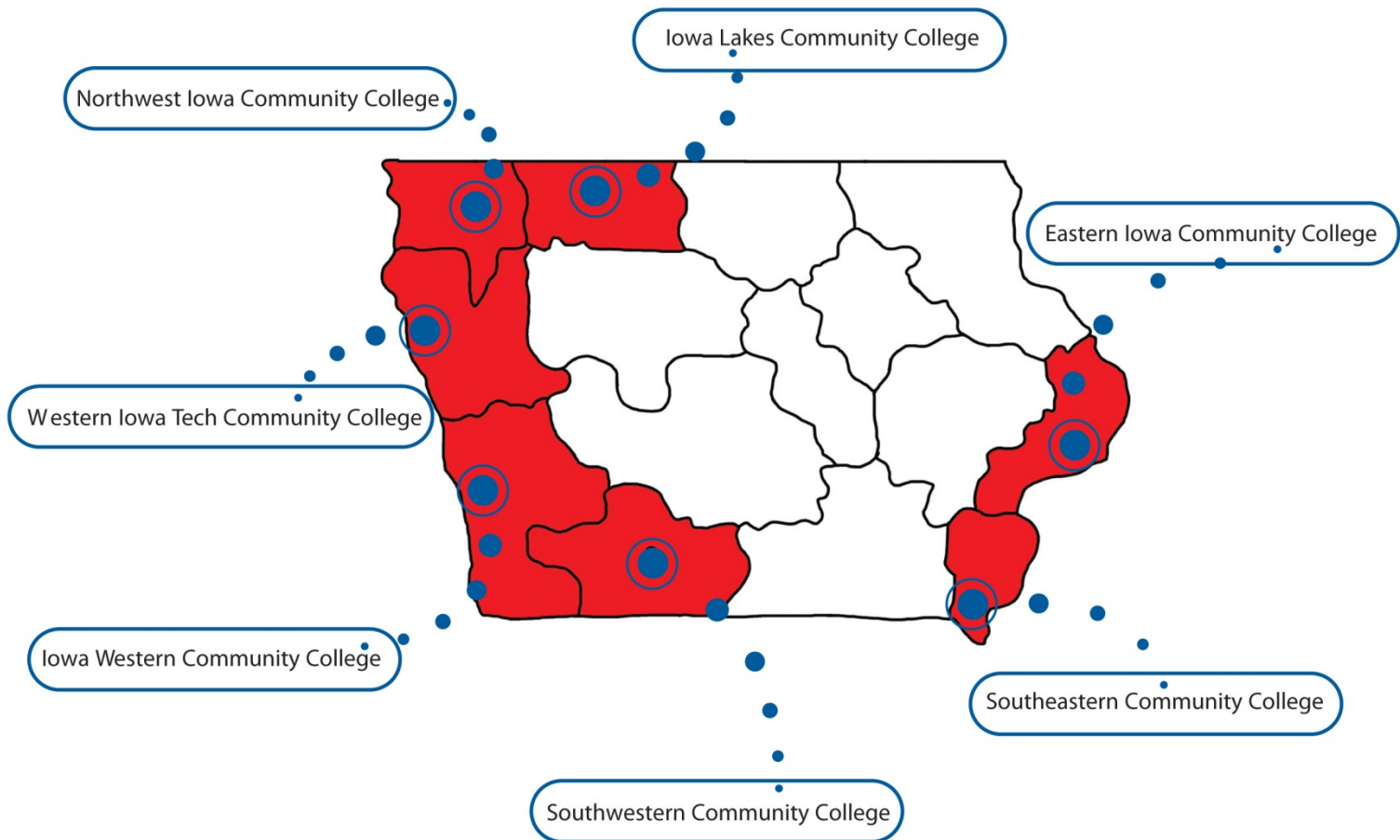
Steve Rheinschmidt and Ann Jenkins

*Iowa Community College
Online Consortium*



The Iowa Community College Online Consortium

...since 1999





Online Demographics – Spring 2012

■ Online Student Enrollments:	23,162
■ Unique Online Students:	11,703
■ Unique Course Titles:	373
■ Online Course Sections:	1,058
■ Online Instructors:	492
■ Annual Online Student Enrollment:	57,223
■ Annual Blended Enrollment:	61,041
■ Annual Total Enrollment:	118,264





Operational Definitions

- Student Completion, completer
- Census
- Student Success
- At-Risk Student
- eCollege
- Next Generation Learning Challenges (NGLC)
- Enterprise Reporting (ER)
- Program Intelligence Manager (PIM)



Completion & Success Results

- At-risk Student Completion

Improvement: 77% to 84%

All Students: 88%

- At-risk Student Success

Increase from 57% to 68%

All Students: 74%

Program Review Report

Iowa Community College Online Consortium Program Review



www.iowacconline.org

Completed June 2007 by

Training and Consulting Services
Academic Services Group

eCollege



Student Activity: Hours

First Week of Class

Average Activity Hours

Completers **3.1 hours**

Non-completers **1.3 hours**



Student Activity: Log-ins

First Week of Class

Average Days Logged In

Completers **3.1 days**

Non-completers **1.7 days**



Executive Summary

Changed how we provide instructor training

- Instructor activity in discussions, grade book and other interactive elements has a positive impact on course completion rates.
- Excess faculty activity in email is correlated to low course completion rates.

Student Services Manager

- Personal Interventions
- Compiling and Dissemination of Data



Enterprise Reporting

Student Activity Report

- Course first login date
- Course last login date
- Activity minutes
- Activity submission count
- Course points earned
- Course points possible to date
- Course average to date



Student Detail Report

Students with < 1 hour activity in the past 7 days.

Accounting Specialist Courses

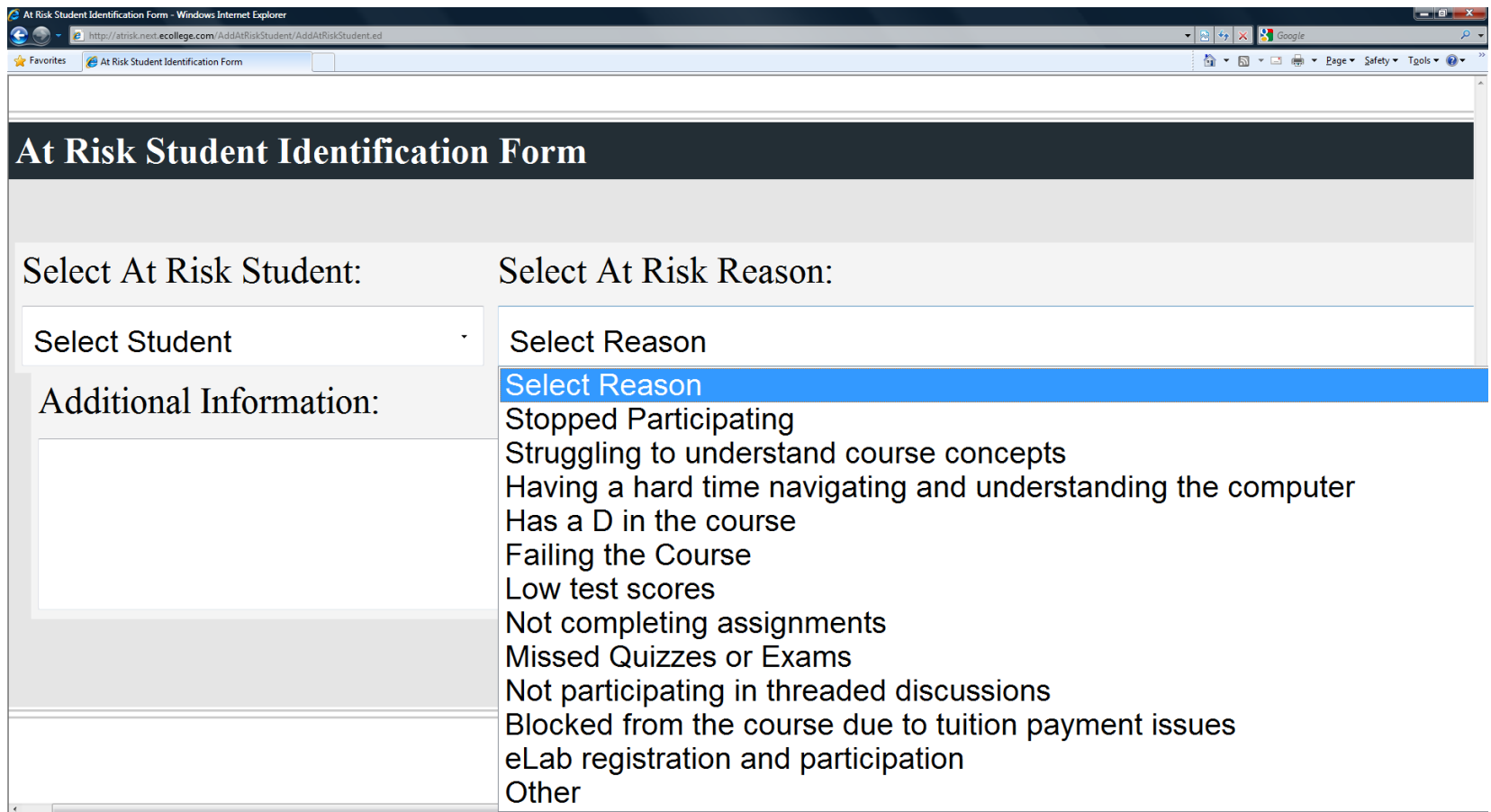
Term: 2010 Spring Term

Dates: Apr 29, 2010 to May 5, 2010

Display Course Code	Course Name/ID	Full Name	Login ID	Email Address	Activity Minutes	Threads Minutes	Drop Box Minutes	Homepage Minutes	Gradebook Minutes	Activity Submission Count	Threads Submission Count	Activity Date	Course Average Grade To Date
BUS1410XA	Principles of Accounting I XA (4084124)	Mclemore, Alethia	978850	mclomorealethia@yahoo.com	0			0				5/5/10	0%
BUS1410XC	Principles of Accounting I XC (4084150)	Stramiello, Gina	1338845	gfunk_error@yahoo.com	0			0	0			5/3/10	39%
BUS1410XA	Principles of Accounting I XA (4084124)	Fair, Cheryl	61057	SWEETSULTRY1@AOL.COM	0			0				5/3/10	0%
BUS1410XK	Principles of Accounting I BUS1410XK (4084119)	Harrison, Regina	1530010	regina.harrison67@yahoo.com	1			1				4/30/10	0%
BUS1460XD	Computerized Accounting (4079952)	Shupe, Donna	1411552	pheonix24374@yahoo.com	1	0		0				4/29/10	11%
BUS1410XC	Principles of Accounting I XC (4084150)	Shaw, Hazel	630521	babygirlshaw2003@yahoo.com	1			1				5/3/10	0%
BUS1460XA	Computerized Accounting XA (4079841)	Bouse, Tiffany	1280159	tiffeg79@yahoo.com	1			0	0			5/4/10	51%
BUS1410XL	Principles of Accounting I (4084127)	Rothe, Lori	1575429	drothe@msn.com	1			0	0			5/3/10	32%
BUS1420XB	Principles of Accounting II BUS1420B (4079811)	Traylor, Joni	1257801	joni_tray05@yahoo.com	1			0	1			5/1/10	26%
BUS1420XC	Principles of Accounting II BUS1420C (4079799)	Cross, Kimberly	845487	cross.kim84@yahoo.com	1	1		1	0			5/1/10	0%
BUS1410XD	Principles of Accounting I	Brown, Amber	1358505	shawtyshawty_05@yahoo.com	2			0				5/2/10	55%

At-Risk Reporting Form

Easy and efficient faculty tool



The screenshot shows a web browser window titled "At Risk Student Identification Form - Windows Internet Explorer". The address bar shows the URL "http://atrisk.meritcollege.com/AddAtRiskStudent/AddAtRiskStudent.ed". The browser's Favorites bar contains "At Risk Student Identification Form". The page content includes a header "At Risk Student Identification Form" and two main sections: "Select At Risk Student:" and "Select At Risk Reason:". The "Select At Risk Student:" section has a dropdown menu with "Select Student" selected. Below it is a text area labeled "Additional Information:". The "Select At Risk Reason:" section has a dropdown menu with "Select Reason" selected, and a list of reasons below it: "Stopped Participating", "Struggling to understand course concepts", "Having a hard time navigating and understanding the computer", "Has a D in the course", "Failing the Course", "Low test scores", "Not completing assignments", "Missed Quizzes or Exams", "Not participating in threaded discussions", "Blocked from the course due to tuition payment issues", "eLab registration and participation", and "Other".

At Risk Student Identification Form

Select At Risk Student: Select At Risk Reason:

Select Student Select Reason

Additional Information: **Select Reason**

- Stopped Participating
- Struggling to understand course concepts
- Having a hard time navigating and understanding the computer
- Has a D in the course
- Failing the Course
- Low test scores
- Not completing assignments
- Missed Quizzes or Exams
- Not participating in threaded discussions
- Blocked from the course due to tuition payment issues
- eLab registration and participation
- Other



Next Focus

At-risk Student Completion

- ✓ Improvement 77% to 82%

At-risk Student Success

- ✓ Increase from 57% to 68%



We Did The Math...

Census Online Student Enrollments	23,162
% of Start Enrollments at Risk	20%
At Risk Enrollments	4,632
Original Completion Rate of At Risk Enrollments	77%
Original Number of Completers	3,567
Improved Completion Rate of At Risk Enrollments	82%

What courses have low student success rates?

At-risk Success Gatekeeper Courses

At-risk Student Success:

- All Courses: 68%
- Math for Liberal Arts: 56% **50%**
- College Algebra: 52% **31%**
- College Composition I: 70% **55%**

Average: All Students: 74%



Three Gatekeeper Courses

- Math for Liberal Arts, College Algebra, College Composition

Develop Faculty Dashboard

- Last Login Date
- Last Submission
- Number of Activity Submissions
- Grade to Date

Faculty Dashboard

Professor Name

Dashboard updated on: 5/2/2011, 10:33 AM
 Displaying data from: 4/25/2011 - 5/1/2011

[Email Selected Students](#)

Term Title

expand all ▾

▴ Course Code/Title (3 at risk students)

Last Name	First Name	Last Login Date	Last Submit Date	Activity (min)		Submissions		Grade to Date	Email
				Last 10 Days	Total	Last 10 Days	Total		
Arnold	Christopher	05/02/2011	05/01/2011	354	974	0	12	87%	<input type="checkbox"/> ChristopherArnold@mail.com
Blake	Ryan	04/02/2011	04/02/2011	189	482	13	19	62%	<input checked="" type="checkbox"/> RyanBlake@mail.com

▾ Course Code/Title (8 at risk students)

Term Title

expand all ▾

▾ Course Code/Title (5 at risk students)

▾ Course Code/Title (8 at risk students)

▴ Course Code/Title (2 at risk students)

Last Name	First Name	Last Login Date	Last Submit Date	Activity (min)		Submissions		Grade to Date	Email
				Last 10 Days	Total	Last 10 Days	Total		
Collins	Wendy	04/23/2011	04/17/2011	354	974	2	12	87%	<input type="checkbox"/> WendyCollins@mail.com
Smith	Charles	04/23/2011	04/20/2011	150	210	2	11	65%	<input checked="" type="checkbox"/> CharlesSmith@mail.com



Automated and Timely Data

- Integration of systems
- Retention alert
- Daily data
- Central case management



“The effectiveness of early intervention, is that it’s early.”

Vince Tinto



Announcement

Registration for the Fall 2011 term ends tomorrow. Make sure you've registered for you classes before then.



Mary Anderson

[Edit My Profile](#)

Recent Activity



Amanda Simmons says:
"Just finished my psych report and now I'm psyched."
Feb. 2, 2011 11:12am



PSY 101 - Introduction to Psych...
3 students have submitted the assignment: **Behavioral Example**.
Feb. 2, 2011 11:00am



Matt Davis says:
PSY 101 - Introduction to Psych...
Anyone want to meet to review today's class notes?
Feb. 2, 2011 10:34am



Allison Scott says:
PSY 290 - Research Method
Are our papers due this Monday? I thought we were getting an extension.
Feb. 2, 2011 10:20am



PSY 230 - Introduction to Statist...
6 students have submitted the assignment: **Real World Examples**.
Feb. 2, 2011 11:00am

[Show More](#)

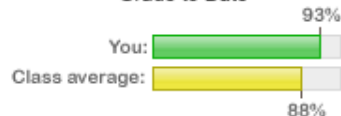
Current Courses

Courses by Term

PSY 101 - Introduction to Psychology 1A

[Go to Course](#)

Grade to Date

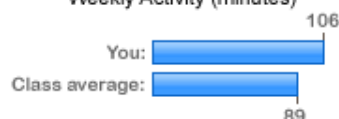


[Hide Details](#)

Course Progress



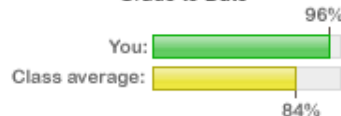
Weekly Activity (minutes)



PSY 290 - Research Method

[Go to Course](#)

Grade to Date

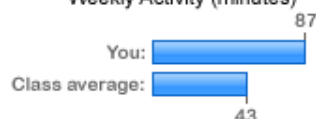


[Hide Details](#)

Course Progress



Weekly Activity (minutes)



PSY 230 - Introduction to Statistics 1B

[Go to Course](#)

Grade to Date



[Hide Details](#)

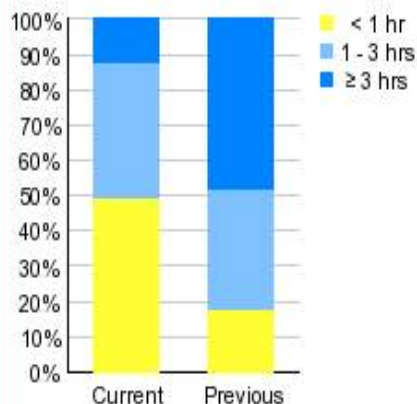
Course Progress



Weekly Activity (minutes)



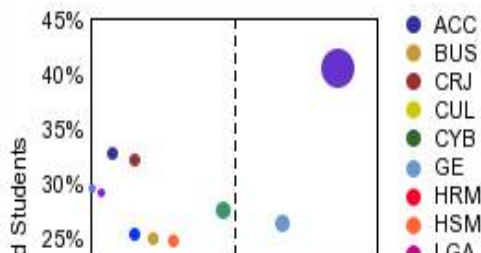
Current Week vs. Previous Week



Current Week: 5/3/10 to 5/4/10
 Previous Week: 4/26/10 to 5/2/10

Dropped Student Summary

of Dropped Students vs. Total Enrollments by Program
 (size of bubble represents % of drops from the past 7 days)



Students

Instructors

Analysis

STUDENT ASSESSMENT

Past 7 Days

Apr 28, 2010 to May 4, 2010

Includes Term(s): 2010 Spring Term

Includes Program(s): All

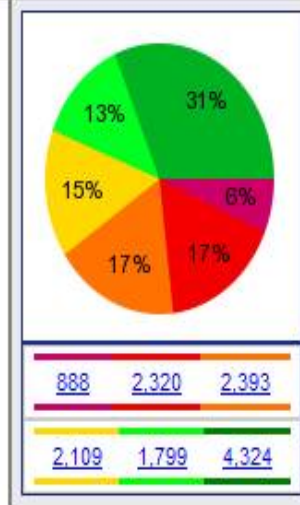
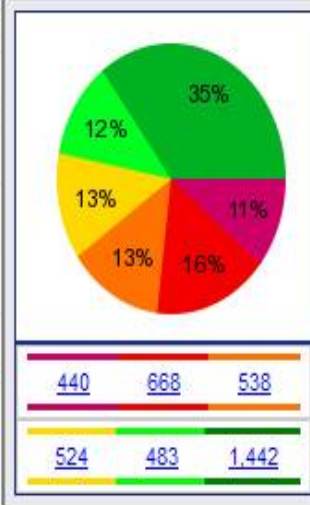

Dropped in the past 7 days: **648**

Student Experience Courses

All Other Courses

PARTICIPATION

Total Activity Time (hours) in the Past 7 Days - Count of Students



Student Experience Courses

All Other Courses

SUCCESS

Top 30 Course List (listed by lowest activity average)

Course	in hrs.	# of students
AOM1020XC	1.9	21
AOM1200XS	1.6	16
BUS1770XB	1.9	30
BUS1770XC	1.8	32
BUS1770XF	1.8	29
BUS1770XG	1.6	26
BUS1770XH	1.9	30
BUS1770XI	1.1	5
BUS2300XA	1.6	23
BUS2350XB	1.5	6
BUS4750XA	1.7	2
CRJ4320XA	1.8	4
CUL1250XA	1.6	1
CUL2575XA	0.9	1
ENG1010XM	1.9	9
ENG1010XP	1.8	12
ENG1010XZZZ	1.9	21
ENG1020XU	1.6	16
HRM2040XA	1.8	11
MBA5210XA	1.7	8
MBA6310XA	1.9	4
MBA6550XA	1.9	5

Questions?